



GREENWIT TECHNOLOGIES Inc.

OFFICIAL SUPPLIER OF MOTORINO™ PRODUCTS

SPARE PARTS CATALOG

PARTS for Motorino XPe

February, 2016



Motorino XPe Parts

Colors

| | |
|------|-------------|
| MBLK | Matte Black |
| GRE | Green |
| BEI | Biege |
| PNK | Pink |



XPe - Body and Trim



| Part# | Picture | Description | Colour |
|----------------|---|------------------------------|---------------------|
| EP01 |  | Main Front fairing | MBLK GRE BEI PNK |
| EP02 |  | Reverse Frong fairing | BLK BEI |
| EP03 |  | Front Fender | MBLK GRE BEI PNK |
| EP04 |  | Bellypan | BLK BEI |
| EP05 |  | Charging Terminal Panel | BLK BEI |
| EP06 |  | Floorboard | BLK BEI |
| EP07 [L] / [R] |  | Low side panels | MBLK GRE BEI PNK |
| EP08 |  | Upper Dash Cowl | MBLK GRE BEI PNK |
| EP09 |  | Lower Front Dash Cowl | MBLK GRE BEI PNK |
| EP10 |  | Chainguard (symmetrical) | MBLK GRE BEI PNK |
| EP11 [L] / [R] |  | Side Panels (left and right) | MBLK GRE BEI PNK |
| EP12 |  | Center Rear Panel | MBLK GRE BEI PNK |
| EP13 |  | Rear Mudguard | BLK BEI |
| EP14 |  | Map Holder | BLK BEI |
| B16 |  | Rear Storage Box | MBLK GRE BEI PNK |
| ET02 |  | Seat | BLK BEI |

| Part# | Picture | Description | Colour |
|-----------|--|--|---------------------|
| ET05 |  | Floormat | BLK BEI |
| EP20 |  | Floorboard Insert | BLK BEI |
| EP21 |  | Lower Rear Dash Cowl | MBLK GRE BEI PNK |
| EP22 |  | Front Fairing Cover Panel | MBLK GRE BEI PNK |
| EP16 |  | Battery Tray Bottom | |
| ET07 |  | Instrument Cluster Trim Ring,, Chromed Plastic | |
| ET04 |  | Taillight Chrome Trim | |
| SP17 |  | Main Battery Box for 24V 20AH | |
| ET06 |  | Hook | |
| TR02 |  | Rear Fender Reflector | |
| ET03 |  | Headlight Chrome Trim | |
| ST08 |  | battery box handles | |
| AC30 |  | Plastic Pedal end caps | |
| TR03 |  | Round orange reflectors | |
| TR04 |  | Cable brass bracket | |
| EE02-Lens |  | Clear lens for XPe Dash | |













[Continues....]












XPe - Body and Trim [...Continued]

| Part# | Picture | Description |
|-------|---|-------------------|
| EP15 |  | Battery Tray Back |
| EP17 |  | Seat Bucket |

| Part# | Picture | Description |
|-------|--|--------------------|
| ET01 |  | Mirrors, L&R set |
| EP19 |  | Battery Tray Cover |

XPe- Electrical





| Part# | Picture | Description |
|--------|---|----------------------------------|
| EE01 |  | Headlight |
| EE02 |  | Dashboard |
| EL15 |  | Left Switch Cluster |
| EL16 |  | Right Switch Cluster |
| EE06-A |  | Left Front Right Rear Turnsignal |
| EE06-B |  | Right Front Left Rear Turnsignal |
| EE07 |  | Taillight |
| EE09 |  | Ignition with Coverplate |
| EL19 |  | Turnsignal Relay |
| EL11 |  | CCT switch |
| EL21 |  | 12V Horn |
| EL22 |  | Circuit Breaker, 40A |

| Part# | Picture | Description |
|--------|--|--|
| EL12L |  | Brake Switches Lefthand (hammer style) |
| EL12R |  | Brake Switches Righthand (hammer style) |
| EL70 |  | 48v CCT Controller [For Digital gauges] [up to 2014] |
| EL01 |  | 48v CCT Controller [For Mechanical gauges] |
| EL125 |  | 48v Sine Wave Controller [Starting in 2015] |
| MOT028 |  | 48V Disc Motor Assembly (see Assemblies for details) |
| EL09 |  | Throttle |
| EL10 |  | Companion handle |
| EL20 |  | 48V Alarm w. 2 remotes |
| EL119 |  | 60V Basic Alarm [will work with 48V] |
| BAT07 |  | Alarm remote battery |











[Continues....]



XPe- Electrical [...Continued]

| Part# | Picture | Description |
|-------|---|---|
| EL39 |  | Headlight bulb, 35/35W 12V, symmetrical tabs |
| EL78 |  | Turn Signal LED bulb 12v t10 8smd yellow wedge base |
| EL120 |  | LED Headlight Bulb, Upgrade w/ mounting hardware |
| BAT07 |  | Alarm keyFOB batteries |

| Part# | Picture | Description |
|----------|--|---|
| EL24 |  | Male Charging Terminal |
| EL18 |  | 12V DC converter |
| EL35-AMB |  | Turn Signal bulb, 12V 3W, AMBER, small wedge base |
| EL40 |  | 40A Wire lengths (set of 4) |










XPe- Mechanical

| Part# | Picture | Description |
|---------------|---|--|
| EM04 |  | Steering Column |
| HM03R |  | Brake Handle (right) (hydraulic) |
| HM03L |  | Brake Handle (left) (hydraulic) |
| EM08L / EM08R |  | Footpegs (specify [L]eft or [R]ight) |
| EM14 |  | Side Kickstand |
| EM06L / EM06R |  | Front Shocks (specify [L]eft or [R]ight) |
| EM07 |  | Seat Latch |
| VM07 |  | Front Wheel (see hardware for bearings and |
| MC111 |  | 10mm dia. Front Axle & nut [Spacers cut to spec] |
| MC12 |  | Pedals (l&r) |

| Part# | Picture | Description |
|---------------|--|--|
| EM09 |  | 180mm Rear Brake Disc Rotor |
| MC56 |  | Pedal Axle |
| EM16 |  | Main Kickstand |
| DM12 |  | Front Brake Caliper |
| EM17 |  | Front Disc Brake pads |
| MC20 |  | Rear Brake Caliper [specify Red or Silver] |
| MC40R / MC40S |  | Rear Brake Pads |
| MC22 |  | Front Brake Disc [Sub w/ VM05] |
| EM05 |  | Low Profile Right Reservoir (black) |
| MC60 |  | Brake Caliper Mounting Plate |






[Continues...]






XPe- Mechanical [...Continued]

| Part# | Picture | Description |
|-------|---|--|
| MC24 |  | Folding Pedals [Pair] |
| MC13 |  | Pedal cranks |
| MC14 |  | Sprocket Freewheel |
| MC17 |  | ABS Nipple Coupler |
| HR64 |  | x2 Hydraulic Banjo bolt |
| MC37 |  | Front Hydraulic Line |
| MC59 |  | Motor plate for CCt Disc Brake Motor, sprocket side. |
| MC33L |  | Low Profile Left Reservoir (black) |
| EM09 |  | Rear Box Rack |

| Part# | Picture | Description |
|-------|---|--|
| TT11B |  | Tubeless Tire Valve - Bent |
| TT01 |  | 3.5x10 tire (all XP models) |
| MC08 |  | Rear Shock Absorber |
| MC34 |  | Rear Hydraulic Line |
| MC16 |  | ABS Rear hydraulic regulator [c/w ABS Coupler Nipple] |
| MC15 |  | ABS Front hydraulic regulator [c/w ABS Coupler Nipple] |
| MC104 |  | Motor plate for CCt Disc Brake Motor, Rotor side. |
| MC33R |  | Low Profile Right Reservoir (black) |

XPe - Hardware and Minor Parts



| Part# | Picture | Description |
|-------|---|----------------------------------|
| HR03 |  | Bearings - Steering Column |
| HR04 |  | Bearings - Pedal Axle |
| HR08 |  | Front Wheel Bearings (35mm/10mm) |
| HR71 |  | Front wheel seal XPv/XPp |
| HR18 |  | spring - main kickstand |

| Part# | Picture | Description |
|-------|--|---|
| HR23 |  | Panel screws |
| HR24 |  | Panel screw clips |
| HR25 |  | M6x1.0 chromed bolt (on front fairing) |
| HR73 |  | Xpv/s front caliper mounting bolt |
| HR31 |  | Universal rear brake disk bolt, also front XPh disc |

[Continues...]

XPe - Hardware and Minor Parts [...Continued]

| Part# | Picture | Description |
|-------|---|--|
| HR18 |  | spring - main kickstand |
| HR19 |  | spring - side kickstand |
| HR22 |  | Battery contact screw set (8 bolts, 8, lock washers, 8 |
| HR43 |  | M8x1.25 Rear Brake caliper Mounting Bolt |
| HR44 |  | M10x1.25 Main Kickstand Bolt w. collar |
| HR50 |  | 6x1.0 bolt (long) |
| HR51 |  | 6x1.0 bolt (short) |
| HR62 |  | M5x0.8 nut (for connector block posts) |
| MC114 |  | 12mm Front axle spacer [Cut to Spec] |

| Part# | Picture | Description |
|-------|---|---|
| HR31 |  | Universal rear brake disk bolt, also front XPh disc |
| HR36 |  | steering column bolt and spacer |
| HR72 |  | Shock Mounting Bolt |
| HR42 |  | Sidestand Mounting Bolt M10x1.25 with 15mm collar |
| HR52 |  | Ring terminal |
| HR55 |  | Bike Chain (specify precise length or # of links) |
| HR56 |  | Chain Master Link |
| AC18 |  | License plate |